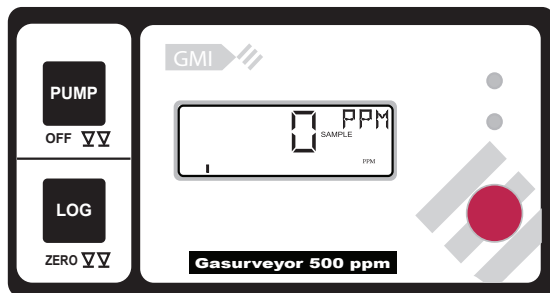


Gasurveyor 500 PPM

QUICK OPERATING INSTRUCTIONS

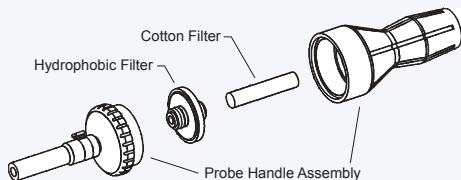
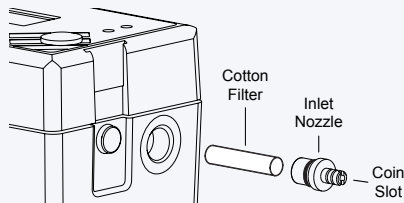
PROMAT

GMI
Gas Measurement Instruments Ltd



FILTER REPLACEMENT

Instrument and Probe filters MUST be fitted.

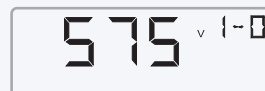


WARM-UP


All Segments ON



Instrument Type (575)
Software Version (1-0)



Battery Status
'OK' or 'LO'




Days until Calibration Required
(e.g. 25)

Calibration Overdue

OR



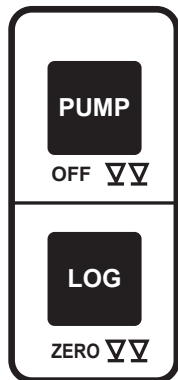
CGI Mode




Return for Calibration

Gasurveyor 500 PPM

QUICK OPERATING INSTRUCTIONS




 Press & Hold (1s)

 Single Press


 Double Press

CGI MODE (PPM / LEL / Vol. GAS - Autoranging)

Switch ON:



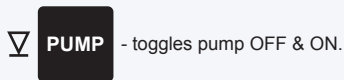
Switch OFF:



To abort, press any button.

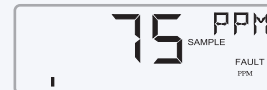
Pump Operation:

'SAMPLE' displayed when pump is ON.



Sample Fault:

Clear blockage. To restart pump:



Manual Datalog:

'STORE' displayed when datalogging.



Zero PPM Range:

