

SurveyMaster™

Dual-Function Moisture Meter

BLD5375

The SurveyMaster can help building professionals—such as flood damage restoration contractors, building surveyors, home builders, home inspectors and flooring contractors to find building moisture levels during new build and refurbishing activities. Excessive moisture in buildings can lead to decay and deterioration of components and decorative finishes. Professionals involved with the identification, management and remedy of moisture need tools that help them to:




- Identify the extent of the moisture penetration
- Diagnose the cause of the problem
- Monitor change in the moisture level

Protimeter moisture meters and hygrometers satisfy these requirements comprehensively. The SurveyMaster™ is the preferred industry choice for surveying and investigating moisture in buildings.

Two Operational Modes

This reliable moisture meter has two modes of operation—search and measure. These functions can help the user to distinguish sub-surface from surface moisture, essential information when trying to establish the extent and cause of a dampness problem.



-  Bluetooth Enabled
-  Non-invasive Moisture
-  Pin Mode (Wood Moisture Equivalent)



Amphenol

Advanced Sensors

SurveyMaster Moisture Meter

PROMAT

Search Mode Non-Invasive

The search mode is used to assess the moisture level beneath the surface of solid walls and floors independently of surface conditions. The nominal depth of the measurement is 3/4 inch (19 mm); this depends on the density and other characteristics of the material being measured. When held against the surface, as shown below, the instrument transmits a signal into the material. The relative moisture level is shown on the digital display and its moisture condition is shown on the accompanying scale of color-coded lights. This measurement presentation helps the user to:

- Look for moisture behind wall and floor coverings, such as tile and vinyl.
- Assess, in relative terms, if the material is in a dry, borderline or damp condition.
- Map the extent of the problem numerically.
- Non-invasive pinless radio frequency finds moisture at depth where moisture is not always directly visible—up to 3/4 in (19 mm) below the surface.
- This mode of measurement is not adversely affected by the presence of surface moisture.

Applications: Shower pans, behind ceramic tile, fine finishes, water stains, tile and vinyl floor coverings, joists, around toilets, drywall, below grade floors and walls, plaster, masonry, concrete and concrete block.

Note: Metal additives in concrete can create false positive readings.



Measure Mode Pin-Type

This mode is used to measure the moisture level at the surface and at incremental depth, when used with the auxiliary probes. Measure mode readings are precise and specific to the immediate area of contact of the electrodes. The actual moisture content of wood is shown on the digital display with the corresponding moisture condition shown on the accompanying scale of color-coded lights. Wood Moisture Equivalent (WME) values are shown for other non-conductive, porous building materials.

- Pin-type probes measure moisture in wood and other building materials (use provided wood species calibration chart for more precise readings)
- Deep wall probes establish the presence of moisture in wall cavity insulation, sub and surface structures

Options

- Exterior Insulation and Finished Systems (EIFS) probe finds moisture in exterior insulation finishing systems
- Hammer electrode for wood floor applications

Applications: Wood and wood floors, subfloors, drywall, concrete and concrete block, stucco, plaster, masonry and EIFS.

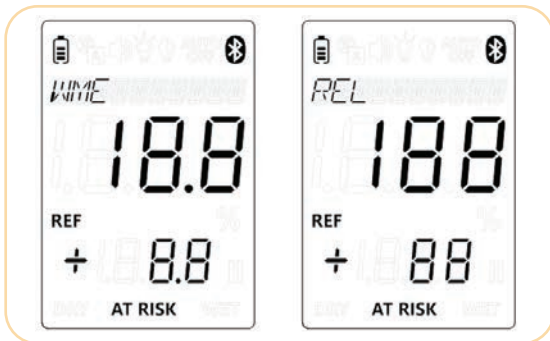


Reference Mode

In both Pin and Search mode, Protimeter's patented Reference Mode can be used. Reference mode can be useful when trying to establish what materials are above or below a point of reference or dry standard.

Measure the dry standard or baseline material until the meter's reading is stable then press for seconds. This will store the reading until the mode changes of the meter turns off. Now all readings taken after will be displayed as normal, but below you will see a second reading that shows you if the material is measured above or below the original reading.

Range



SurveyMaster Specifications

Rapid, non-invasive and pin moisture evaluation in building materials. Detects moisture directly in materials such as concrete and below wall and floor coverings such as tile, wood and vinyl.

60 to 999 relative (non-invasive)

Dry (green) — 60-169

At risk (yellow) — 170 - 199

Wet (red) — 200-999

6 to 99% WME (pin measurement)

Dry (green) 6-16.9

At Risk (yellow) 17-19.9

Wet (red) — 20-99.9

Display 1

Digital LCD backlit

Display 2

Multicolor LED arc - Green (dry), Yellow (at risk) and Red (wet)

Depth of moisture

Non-invasive up to 3/4 in (19 mm)

Pin up to 0.4 in (10 mm)

Case

Pouch with belt loop

Warranty

2 years on manufacturing defects.

Does not include wearing part or accessories.

Options

Please see our website for all available options:

www.protimeter.com/SurveyMaster

SurveyMaster Specifications (cont.)

PROMAT

Features

User adjustable features:

- Auto shut off 0-10 min.
- Hold feature
- Backlight on/off
- Buzzer on/off
- Dry, At Risk and Wet Indicator on/off
- In-built WME calibration check
- Periodic WME auto calibration check
- Field calibration for Non Invasive mode
- Over the air firmware upgrade
- Multilingual UI

Protimeter Connect App:

All new Protimeter devices are equipped with BLE connectivity for users to monitor the value through the app and collect data as pictures or as a spreadsheet.

Protimeter Connect App Features

- Store data readings from all functions of the meter
- Allows individual job set up
- Time and date stamp
- Material type and measurement locations
- GPS location.
- Photos with embossed measurement readings.
- Remote web browser access to readings and photos (coming soon)



Protimeter devices with Bluetooth are able to use the free Protimeter Connect App. The app allows users to record measurement readings and photos.

www.protimeter.com

Amphenol
Advanced Sensors

www.amphenol-sensors.com

© 2024 Amphenol Corporation. All Rights Reserved. Specifications are subject to change without notice. Other company names and product names used in this document are the registered trademarks or trademarks of their respective owners.